



**sharpeye**  
surfboards

TWENTY TWENTY LOOKBOOK



# Table of Contents

- INTRO ..... 5
  
- PRO MODELS ..... 6
  - #77 ..... 8
  - HT2.5 ..... 10
  - HT2 ..... 12
  - HOLY TOLEDO ..... 14
  - STORMS ..... 16
  
- SHORTBOARDS ..... 18
  - OKAY ..... 20
  - GAME CHANGER ..... 22
  
- HYBRIDS ..... 24
  - DISCO INFERNO ..... 26
  - DISCO ..... 28
  - DISCO CHEATER ..... 29
  
- FISH ..... 30
  - MODERN 2.5 ..... 32
  - MODERN 2 ..... 34
  - BLOWFISH ..... 36
  - MANTA ..... 37
  
- STEP UPS ..... 38
  - SG1 ..... 40
  
- CONTACT ..... 42

Sharp Eye Surfboards  
3351 Hancock St, San Diego, CA 92110  
(619) 542-1088  
[contactsharpeye@gmail.com](mailto:contactsharpeye@gmail.com)



*No trends, no fashion,  
just good surfboards.*



*Pro models*

RIDER:  
WCT PRO SURFER  
FILIPE TOLEDO



### Filipe Toledo's board of choice.

The #77 model is Filipe Toledo's board of choice during his incredible run through J-Bay in 2017, 2018 and 2019. The #77 has more entry and exit rocker than his previous Holy Toledo model, coupled with a harder edge above the fins and more subtle concave through the tail. Quoted, "The fastest board I've ever ridden" by Filipe. This board surfs best in good punchy waves and is recommended for intermediate to experienced surfers only. Order the model the same length as your height.

**RIDER:**  
**WCT PRO SURFER**  
**FILIFE TOLEDO**

📷 Pete Frieden



Length	Width	Thickness	Volume
5'4"	18 1/4"	2 1/4"	22.3L
5'6"	18 1/2"	2 1/4"	23.3L
● 5'8"	18 1/4"	2 1/4"	23.6L
5'8"	18 3/4"	2 5/16"	24.9L
● 5'9"	18 1/2"	2 3/8"	25.5L
5'9"	19"	2 3/8"	25.9L
● 5'10"	18 3/4"	2 3/8"	26.5L
5'10"	19 1/4"	2 7/16"	27.7L
● 5'11"	18 3/4"	2 7/16"	26.3L
5'11"	19 1/2"	2 1/2"	29L
6'0"	19 5/8"	2 9/16"	30.2L
6'1"	19 3/4"	2 5/8"	31.3L
6'2"	20"	2 5/8"	32.6L
6'3"	20 1/4"	2 5/8"	33.8L
6'4"	20 1/2"	2 3/4"	35.6L
6'6"	21"	2 7/8"	36L

Wave Height



2-8 ft

Drive & Speed



5/5

Maneuverability



5/5

Paddle Power



4/5

● PERFORMANCE SIZES

# HT2.5

## The peak of all-round performance.

The HT2.5 (Holy Toledo 2.5) maintains its design towards everyday conditions, only with added spark! After a request from Filipe to make the HT2 go as fast as possible, Marcio got to work. There have been a few minor tweaks throughout the model, with the biggest being in the tail. A small channel has been added just behind the back fin. This channel has created three major enhancements, speed - bite - drive. When surfing off the back foot there will be a considerable amount of squirt and drive without sacrificing any grip. The HT2.5 is the peak off all-round performance.

**RIDER:**  
WCT PRO SURFER  
FILIPE TOLEDO

📷 Pete Frieden



Length	Width	Thickness	Volume
5'4"	18 1/8"	2 3/16"	21.2L
5'6"	18 1/4"	2 3/16"	22.2L
5'8"	18 1/2"	2 1/4"	23.7L
5'8"	18 5/8"	2 3/8"	24.8L
● 5'9"	18 1/2"	2 3/8"	25L
5'9"	18 3/4"	2 3/8"	25.9L
● 5'10"	18 3/4"	2 3/8"	26L
5'10"	19"	2 1/2"	27.7L
● 5'11"	18 3/4"	2 3/8"	26.7L
5'11"	19 1/4"	2 1/2"	28.6L
● 6'0"	19"	2 3/8"	27.5L
6'0"	19 1/2"	2 1/2"	29.3L
● 6'1"	19 1/4"	2 7/16"	28.8L
6'1"	19 1/2"	2 9/16"	30.3L
6'2"	19 1/4"	2 9/16"	30.3L
6'2"	19 1/2"	2 5/8"	31.3L
6'4"	19 1/2"	2 1/2"	31L
6'4"	19 3/4"	2 5/8"	33.2L
6'6"	19 3/4"	2 5/8"	33.8L
6'6"	20"	2 3/4"	36L

● PERFORMANCE SIZES

Wave Height



1-6 ft

Drive & Speed



5/5

Maneuverability



5/5

Paddle Power



3/5

PRO MODELS 11

# HT2

## Everyday Performance.

The HT2 (Holy Toledo 2). This is the board that carried Filipe to victory in the 2017 Lowers Pro. A branch down from the Holy Toledo, designed towards the everyday conditions we face day-to-day. With a more relaxed rocker, wider tail and fuller rails than the Holy Toledo, this model is more user friendly in poor conditions whilst maintaining its versatility for above average conditions. The perfect board for a surfer that's after high performance that will maintain consistency in all conditions.

**RIDER:**  
**WCT PRO SURFER**  
**TATIANA WESTON-WEBB**

📷 Pete Frieden



Length	Width	Thickness	Volume
5'4"	18 1/8"	2 3/16"	21.2L
5'6"	18 1/4"	2 3/16"	22.2L
5'8"	18 1/2"	2 1/4"	23.7L
5'8"	18 5/8"	2 3/8"	24.8L
● 5'9"	18 1/2"	2 3/8"	25L
5'9"	18 3/4"	2 3/8"	25.9L
● 5'10"	18 3/4"	2 3/8"	26L
5'10"	19"	2 1/2"	27.7L
● 5'11"	18 3/4"	2 3/8"	26.7L
5'11"	19 1/4"	2 1/2"	28.6L
● 6'0"	19"	2 3/8"	27.5L
6'0"	19 1/2"	2 1/2"	29.3L
● 6'1"	19 1/4"	2 7/16"	28.8L
6'1"	19 1/2"	2 9/16"	30.3L
● 6'2"	19 1/4"	2 9/16"	30.3L
6'2"	19 1/2"	2 5/8"	31.3L
6'4"	19 1/2"	2 1/2"	31L
6'4"	19 3/4"	2 5/8"	33.2L
6'6"	19 3/4"	2 5/8"	33.8L
6'6"	20"	2 3/4"	36L

● PERFORMANCE SIZES

Wave Height



0-5 ft

Drive & Speed



5/5

Maneuverability



5/5

Paddle Power



5/5

# HOLY TOLEDO

## The original Filipe model.

The Holy Toledo is the original of the HT signature series, with the goal of generating maximum speed and lift to compliment Filipe's aerial game. It has a narrow squash tail for control combined with some extra forward volume and lower rails makes for great planing in fuller conditions, whilst maintaining sensitivity and hold when given the right section. We recommend this board for intermediate and advanced surfers only. Ride the same length as your height.

**RIDER:**  
WCT PRO SURFER  
FILIPE TOLEDO

📷 Pete Frieden



Length	Width	Thickness	Volume
5'4"	18"	2 1/8"	21.1L
5'6"	18 1/8"	2 3/16"	22.5L
● 5'8"	18 1/4"	2 1/4"	23.8L
5'8"	18 1/2"	2 3/8"	25.3L
● 5'9"	18 3/8"	2 1/4"	24.4L
5'9"	18 3/4"	2 3/8"	26.2L
● 5'10"	18 1/2"	2 3/8"	25.9L
5'10"	19"	2 1/2"	27.8L
● 5'11"	18 9/16"	2 3/8"	26.4L
5'11"	19 1/4"	2 1/2"	28.8L
● 6'0"	18 11/16"	2 3/8"	27.3L
6'0"	19 1/4"	2 1/2"	29.3L
● 6'1"	18 3/4"	2 3/8"	28L
6'1"	19 1/2"	2 9/16"	30.6L
● 6'2"	18 3/4"	2 7/16"	28.4L
6'2"	19 1/2"	2 5/8"	31.7L
● 6'4"	19"	2 1/2"	30.6L

● PERFORMANCE SIZES

Wave Height



1-4 ft

Drive & Speed



5/5

Maneuverability



4/5

Paddle Power



4/5

PRO MODELS 15



# ストームズ

## NEW - Everyday performance.

This is the new Kanoa Igarashi pro model for small to medium waves. Kanoa helped Japan to win the gold medal on the ISA games riding his prototype in very small conditions. This design was based on the original Disco Inferno squash. The aim was to add more area to the nose and create a bump squash on the outline for easier tight turning. We increased the nose thickness, pushing the volume forward and keeping the same rocker and concaves as the original Disco Inferno. This board glides through flat sections and it can easily turn in the tighter sections of the wave, making a new go to board for all QS warriors.



Length	Width	Thickness	Volume
5'4"	18 1/4"	2 1/4"	22.4L
5'5"	18 3/8"	2 5/16"	23.5L
5'6"	18 1/2"	2 3/8"	24.4L
5'7"	18 5/8"	2 3/8"	24.9L
● 5'8"	18 3/4"	2 3/8"	25.8L
5'8"	19"	2 7/16"	26.8L
5'9"	18 3/4"	2 3/8"	26.4L
5'9"	19 1/4"	2 1/2"	28.1L
● 5'10"	18 3/4"	2 3/8"	26.4L
5'10"	19"	2 1/2"	28.2L
5'10"	19 1/4"	2 5/8"	29.7L
5'11"	19 1/4"	2 1/2"	29L
6'0"	19 3/8"	2 5/8"	30.8L
6'1"	19 1/2"	2 5/8"	31.5L
6'2"	19 5/8"	2 5/8"	32.8L
6'3"	19 11/16"	2 5/8"	33.3L
6'4"	19 3/4"	2 5/8"	34.5L
6'6"	20"	2 7/8"	37.2L

Wave Height



Drive & Speed



Maneuverability



Paddle Power



● PERFORMANCE SIZES

PRO MODELS 17

# Shortboards

RIDER:  
WCT PRO SURFER  
KANOA IGARASHI

📷 Pete Frieden



# OKAY



**An all-round short board made for progressive surfing.**

The OKAY is our high performance all-rounder and is a staple in Filipe Toledo and Kanoa Igarashi's quiver. It is designed with a high entry, continuous rocker, forward foil, deep single concave and a massive amount of tail rocker. All of these features combine to create a fast flowing surfboard that will react at will and maintain control and speed in just about any condition thrown its way. Recommended for advanced surfers only.

**RIDER:**  
WCT PRO SURFER  
KANOA IGARASHI

📷 Pete Frieden



Length	Width	Thickness	Volume
5'4"	18"	2 1/8"	21.2L
5'6"	18 1/8"	2 3/16"	22.3L
5'8"	18 1/4"	2 1/4"	23.6L
5'8"	18 1/2"	2 3/8"	24.9L
● 5'9"	18 1/4"	2 1/4"	24L
5'9"	18 1/2"	2 3/8"	25.8L
● 5'10"	18 1/2"	2 5/16"	25L
5'10"	18 3/4"	2 7/16"	26.9L
● 5'11"	18 5/8"	2 3/8"	26.4L
5' 11"	19 1/4"	2 1/2"	28.6L
● 6'0"	19"	2 3/8"	27.5L
6'0"	19 1/2"	2 1/2"	29.3L
● 6'1"	19 1/4"	2 7/16"	28.8L
6'1"	19 1/2"	2 9/16"	30.3L
● 6'2"	19 1/4"	2 9/16"	30.3L
6'2"	19 1/2"	2 5/8"	31.3L
6'4"	19 1/2"	2 1/2"	31L
6'4"	19 3/4"	2 5/8"	33.2L
6'6"	19 3/4"	2 5/8"	33.8L
6'6"	20"	2 3/4"	36L

Wave Height



2-8 ft

Drive & Speed



5/5

Maneuverability



5/5

Paddle Power



3/5

● PERFORMANCE SIZES

SHORTBOARDS 21

# Game Changer



## Versatile and fun.

The Game Changer was created to bridge the gap between your high performance short board and small wave groveller. It is a popular all rounder amongst the team that is versatile in a number of conditions. There is plenty of natural planing speed with its low entry rocker and forward volume adding extra paddle power. The Game Changer is a one board quiver that will surf like your favourite small wave groveller with enough performance for when the waves turn on.

**RIDER:**  
**WCT PRO SURFER**  
**FILIFE TOLEDO**

📷 Marcio Canavaro



Length	Width	Thickness	Volume
5'6"	18 1/8"	2 1/4"	22L
5'7"	18 1/4"	2 5/16"	23L
● 5'8"	18 1/4"	2 1/4"	23.9L
5'8"	18 1/2"	2 5/16"	24.7L
● 5'9"	18 1/2"	2 1/4"	24.5L
5'9"	18 3/4"	2 3/8"	26.5L
● 5'10"	18 1/2"	2 3/8"	26.1L
5'10"	18 3/4"	2 7/16"	26.9L
● 5'11"	18 5/8"	2 3/8"	26.9L
5'11"	18 3/4"	2 1/2"	28.1L
● 6'0"	18 3/4"	2 7/16"	28L
6'0"	19"	2 9/16"	29.6L
6'1"	19"	2 1/2"	30L
6'2"	19 1/4"	2 9/16"	31.5L
6'3"	19 1/4"	2 9/16"	32.8L
6'4"	19 1/2"	2 5/8"	33.9L
6'5"	19 5/8"	2 11/16"	35.2L
6'6"	19 3/4"	2 11/16"	36L

Wave Height



1-4 ft

Drive & Speed



4/5

Maneuverability



4/5

Paddle Power



5/5

● PERFORMANCE SIZES

# Hybrids

RIDER:  
WCT PRO SURFER  
FILIPE TOLEDO



# DISCO THE INFERNO



## The WQS Warrior.

The Disco Inferno is a proven contest machine. It is a favourite of the whole Sharpeye team and has claimed multiple WQS victories during the models development. The Inferno is a step up from the original Disco model, with added rocker throughout along with more hold and drive. It is a performance surfboard that will handle just about all conditions thrown at it and maintain its spark. Perfect for the WQS warrior or your local shredder.

**RIDER:**  
WQS PRO SURFER  
BILLY STAIRMAND

📷 Cory Scott



Length	Width	Thickness	Volume
5'4"	18 1/4"	2 1/4"	22.1L
5'5"	18 3/8"	2 5/16"	23.4L
5'6"	18 1/2"	2 3/8"	24.2L
5'7"	18 5/8"	2 3/8"	24.8L
5'8"	18 3/4"	2 3/8"	25.3L
5'8"	19"	2 7/16"	26.6L
5'9"	18 3/4"	2 7/16"	26.4L
5'9"	19 1/4"	2 1/2"	27.9L
● 5'10"	19"	2 1/2"	28L
● 5'11"	19 1/4"	2 1/2"	28.8L
5'11"	19 1/2"	2 1/2"	29.2L
● 6'0"	19 3/8"	2 5/8"	30.5L
6'0"	19 3/4"	2 5/8"	31.5L
● 6'1"	19 1/2"	2 5/8"	31.2L
6'1"	20"	2 5/8"	32L
● 6'2"	19 5/8"	2 5/8"	32.4L
6'2"	20 1/4"	2 5/8"	33.4L
● 6'3"	19 11/16"	2 5/8"	33L
6'3"	20 1/2"	2 11/16"	34.5L
6'4"	19 3/4"	2 11/16"	34.1L
6'4"	20 5/8"	2 3/4"	36.3L

## Wave Height



2-8 ft

## Drive & Speed



5/5

## Maneuverability



5/5

## Paddle Power



4/5

● PERFORMANCE SIZES

HYBRIDS 27

# DISCO THE

## The all rounder.

The Disco is a user-friendly surfboard that is a staple for most conditions. With plenty of rocker for increased performance as well as a wider outline to increase paddle power and a wide squash tail, this board has a little of everything. The Disco generates speed at will and allows you to complete tight turns on smaller, fun days. Great shortboard for smaller days when you want something a little more performance-based. Great to practice advancing your surfing in everyday conditions.



Length	Width	Thickness	Volume
4'10"	17"	2"	17.3L
5'0"	17 1/4"	2"	18.2L
5'2"	17 1/2"	2 1/8"	20.3L
5'4"	18 3/4"	2 1/4"	23.5L
5'5"	19"	2 5/16"	24.4L
5'6"	19"	2 3/8"	25.2L
5'7"	19 1/8"	2 5/16"	25.7L
5'8"	19 1/4"	2 3/8"	26.3L
5'8"	19 1/2"	2 7/16"	27.8L
5'9"	19 1/2"	2 3/8"	27.4L
5'10"	19 1/2"	2 1/2"	29.2L
5'10"	19 3/4"	2 5/8"	30.7L
5'11"	19 1/2"	2 9/16"	30.8L
6'0"	19 3/4"	2 9/16"	31.5L
6'1"	20"	2 9/16"	32.4L
6'2"	20 1/4"	2 5/8"	34L
6'3"	20 1/2"	2 5/8"	35L
6'4"	20 3/4"	2 5/8"	35.8L
6'6"	21"	2 3/4"	38.5L

### Wave Height



1-4 ft

### Drive & Speed



4/5

### Maneuverability



5/5

### Paddle Power



4/5

# DISCO THE CHEATER

## High volume performance.

The Disco Cheater is the more relaxed version of the original Disco with all the same fundamentals but with added area throughout the outline creating a more stable feeling and increased planing under your feet. More volume also adds extra paddle power to get your wave count up. The Disco Cheater is the perfect high volume all rounder for knee to head high days at your local beach break or point.



Length	Width	Thickness	Volume
5'4"	19"	2 3/8"	25.5L
5'5"	19 1/4"	2 3/8"	26.5L
5'6"	19 3/8"	2 3/8"	27.4L
5'7"	18 1/4"	2 5/16"	23L
5'8"	19 1/2"	2 7/16"	28.6L
5'8"	19 3/4"	2 1/2"	29.9L
5'9"	19 1/2"	2 1/2"	29L
5'10"	19 3/4"	2 5/8"	32.2L
5'10"	20"	2 5/8"	33L
5'11"	19 3/4"	2 5/8"	33L
6'0"	20"	2 5/8"	33.9L
6'1"	20 1/4"	2 11/16"	34.4L
6'2"	20 3/8"	2 11/16"	35.7L
6'3"	20 1/2"	2 11/16"	36.9L
6'4"	20 3/4"	2 3/4"	38.5L
6'6"	21"	2 7/8"	40L

### Wave Height



1-4 ft

### Drive & Speed



4/5

### Maneuverability



5/5

### Paddle Power



5/5

A wide, shallow wave with white foam washing onto a sandy beach. The water is a deep blue, and the foam is bright white. The sky is a pale, hazy blue. The overall mood is calm and serene.

*Fish /  
Small Wave*





# MODERN 2.5

The Modern 2.5 will be your go to board for summer conditions. This design has the same rocker and thickness distribution as the Modern 2. We changed the outline for a wing pin tail and carved a double concave bonzer bottom above the fins. The Modern 2.5 was designed to be ridden as a thruster or quad. The idea behind these modifications was to keep the excellent paddling features and speed of the Modern 2 in small to medium conditions and to add more drive and carving ability.

*Get yours  
custom-made today!*

# MODERN 2

Length	Width	Thickness	Volume
5'0"	19"	2 3/8"	24.3L
5'2"	19 1/4"	2 3/8"	26L
5'4"	19 1/2"	2 7/16"	27.8L
5'6"	19 3/4"	2 1/2"	29.6L
5'8"	20"	2 1/2"	31.6L
5'10"	20 1/4"	2 5/8"	34.2L
6'0"	20 1/2"	2 11/16"	36.3L
6'2"	20 3/4"	2 3/4"	38.5L
6'4"	21"	2 15/16"	42.3L

## A mix of modern and traditional.

The Modern 2 is our modern twin fin design - a cross breed between the famous MR twin of the 80's and the high performance thrusters of today. It was birthed from factory workers' desire to have fun! The Modern 2 maintains speed extremely well with a great balance of drive and release. This board will change your approach in small waves and is the perfect addition to the summer quiver.

### Wave Height



0-6 ft

### Drive & Speed



4/5

### Maneuverability



5/5

### Paddle Power



5/5





### Small wave weapon.

The Blow Fish is one of our small wave machines. A fish inspired performance surfboard, flatter entry rocker and full nose outline combined with an accelerated tail rocker, ensures you get paddle power, drive and control in all the right places. Best suited to small, clean conditions in either a quad or thruster. This small wave weapon will have you flying around your local with ease.

Length	Width	Thickness	Volume
5'4"	18 3/4"	2 3/8"	25.9L
5'5"	19"	2 3/8"	27.2L
5'6"	19"	2 3/8"	27.6L
5'7"	19 1/8"	2 7/16"	28.8L
5'8"	19 1/4"	2 1/2"	30L
5'9"	19 1/2"	2 1/2"	30.8L
5'10"	19 1/2"	2 1/2"	31.3L
5'10"	19 3/4"	2 5/8"	33.5L
5'11"	19 3/4"	2 9/16"	32.8L
6'0"	19 3/4"	2 5/8"	33.9L
6'1"	20"	2 5/8"	35.1L
6'2"	20 1/4"	2 5/8"	36.4L
6'3"	20 1/2"	2 3/4"	38.7L
6'4"	20 3/4"	2 7/8"	41.6L

### Wave Height



### Drive & Speed



### Maneuverability



### Paddle Power



### Perfect for progressive surfing in everyday conditions.

The Manta is an everyday board giving you a performance edge. With it's shorter, wider outline and a double wing into the squash tail, this thing goes fast and gives you plenty of response. With extra paddle power due to the fuller nose and extra foam throughout, this board will have you up and catching plenty of waves in everyday conditions. The Manta is perfect for progressive surfing in everyday conditions and best used as your groveler in small to medium sized waves. It can generate it's own speed while still allowing top to bottom surfing and ability above the lip.

Length	Width	Thickness	Volume
5'4"	19"	2 3/8"	25.1L
5'5"	19 1/4"	2 3/8"	25.9L
5'6"	19 1/2"	2 3/8"	27.1L
5'7"	19 3/4"	2 3/8"	28.6L
5'8"	19 3/4"	2 7/16"	29.3L
5'9"	20"	2 7/16"	30.1L
5'10"	20 1/4"	2 1/2"	31.7L
5'11"	20 1/2"	2 1/2"	32.5L
6'0"	20 1/2"	2 1/2"	33L
6'1"	20 3/4"	2 1/2"	34L
6'2"	21"	2 5/8"	36.3L
6'3"	21 1/4"	2 5/8"	37.2L
6'4"	21 1/2"	2 3/4"	39.3L

### Wave Height



### Drive & Speed



### Maneuverability



### Paddle Power





Step Ups/  
Big Wave

RIDER:  
KEANU MILLER

📷 Eden Pogonoski

# SG1

Length	Width	Thickness	Volume
6'0"	18 1/4"	2 1/4"	25L
6'1"	18 1/2"	2 5/16"	26.4L
6'1"	19 1/2"	2 5/8"	36L
6'2"	18 1/2"	2 7/16"	28L
6'4"	18 3/4"	2 7/16"	29.7L
6'6"	19"	2 1/2"	31.7L
6'8"	19 1/4"	2 1/2"	33L
7'0"	19 1/2"	2 5/8"	36.8L
7'2"	19 5/8"	2 5/8"	38.1L
7'4"	19 3/4"	2 5/8"	39.3L
7'6"	19 3/4"	2 3/4"	41.7L

## For serious surf.

The SG-1. The board for Indo, Hawaii, big beachies, points or slabs. Designed for waves of consequence, the SG-1 consists of a full nose rocker that is continuous all the way until the exit. Equipped with a reverse vee, double concave creates control where you need it, whilst maintaining manoeuvrability on the open face. The perfect board for stepping it up in some serious surf. This model is only made to order, please get in touch and we will help find the perfect size for you.

### Wave Height



6-12 ft

### Drive & Speed



5/5

### Maneuverability



4/5


### Paddle Power




4/5




# Contact us

 [www.sharpeyesurfboards.com](http://www.sharpeyesurfboards.com)

 [contactsharpeye@gmail.com](mailto:contactsharpeye@gmail.com)

 (619) 542-1088

 [sharpeyesurfboards](https://www.instagram.com/sharpeyesurfboards)

 [/marciozouvi](https://www.facebook.com/marciozouvi)

**Thanks for supporting  
Sharp Eye Surfboards!**  
You're rad.





**sharpeye**  
surfboards

[www.sharpeyesurfboards.com](http://www.sharpeyesurfboards.com)